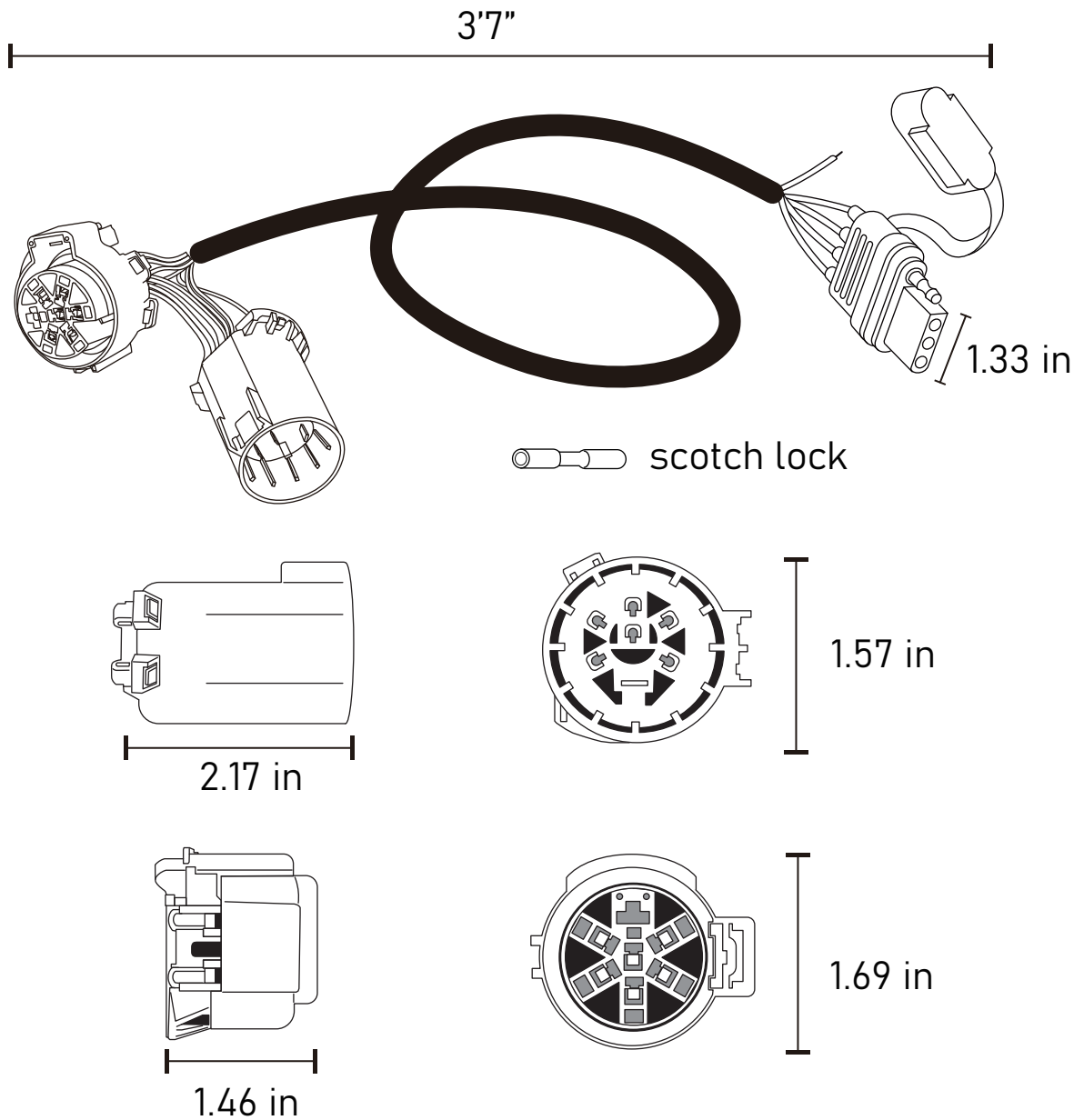


OPT7

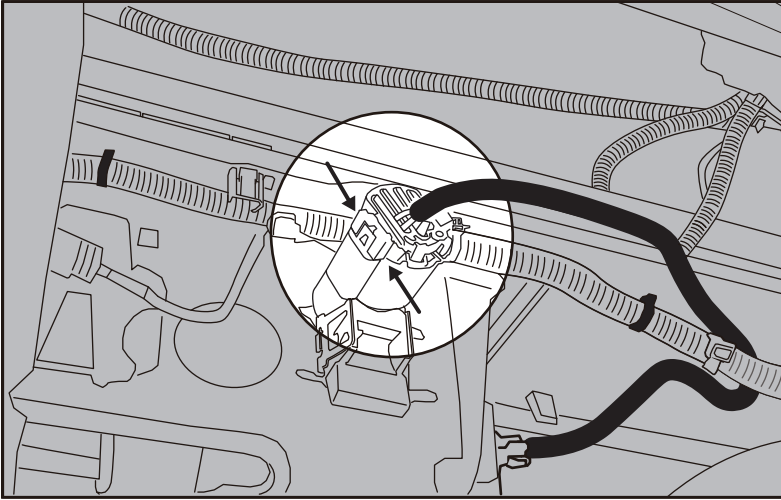
EASY CONNECT

DUAL 7-PIN SPLITTER TO 4-PIN ADAPTER HARNESS with REVERSE WIRE

This wiring harness allows you to use an existing 7-Pin to 4-Pin Connector without splicing or cutting. Easy installation made for all vehicles!

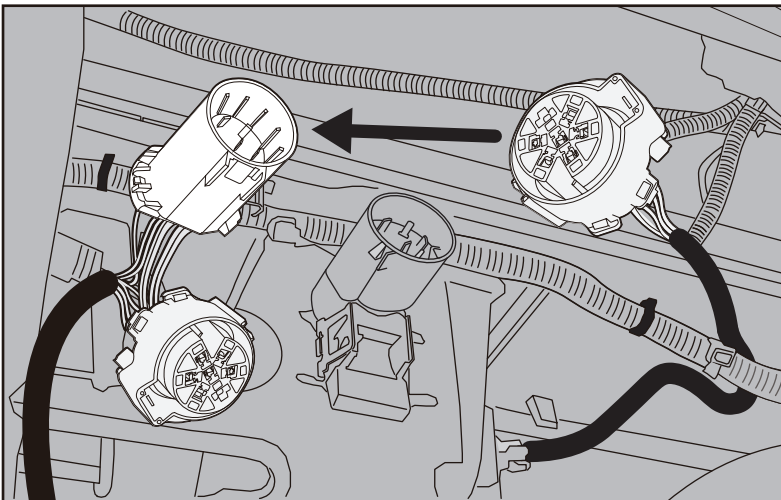


INSTALLATION



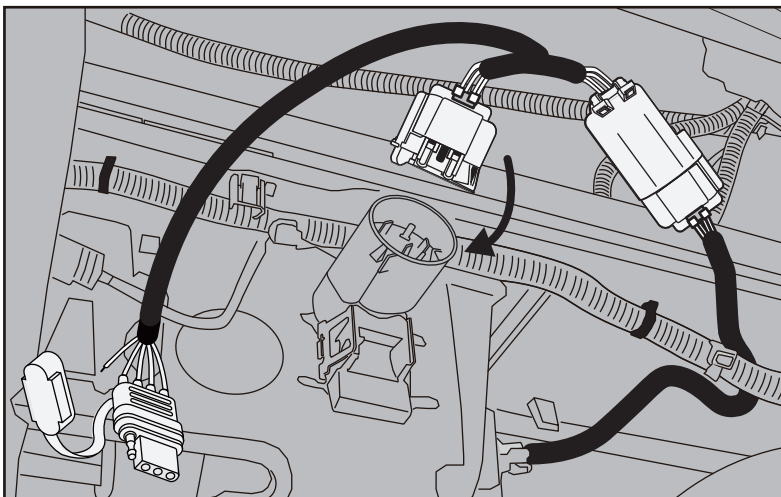
STEP 1

Find the OEM 7-Pin plug beneath the truck. Use caution when unplugging the socket.



STEP 2

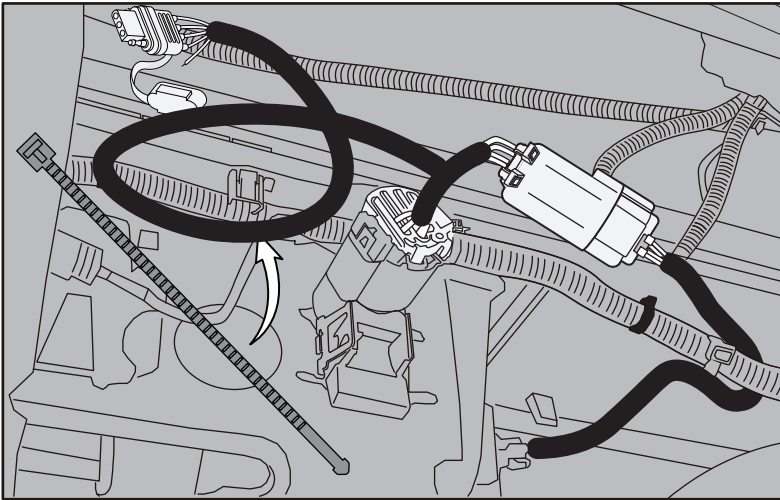
Attach the OEM 7-Pin plug to the OPT7 7-Pin to 4-Pin Adapter Harness. Make sure the pins align and securely clip into place.



STEP 3

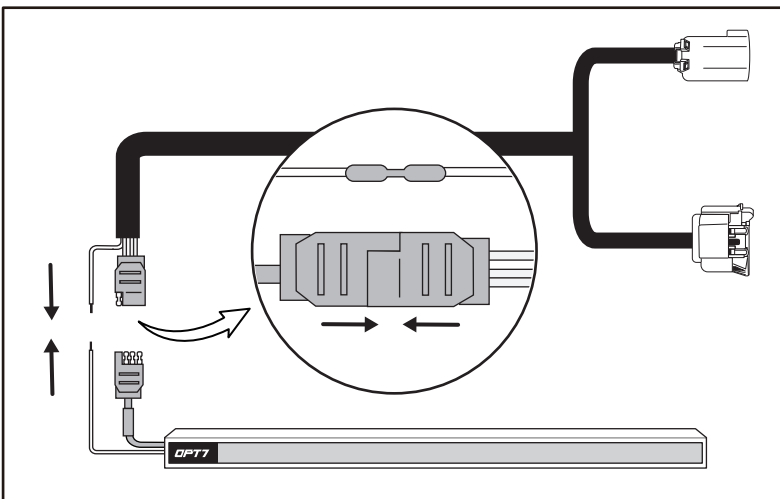
Next, plug the OPT7 7-Pin to 4-Pin Harness Adapter back into the OEM 7-Pin plug.

INSTALLATION



STEP 4

Make sure the OPT7 7-Pin to 4-Pin Harness Adapter works properly by connecting the 4-Pin end to the Redline Light Bar. (not including *reverse wiring)



STEP 5

Securely zip-tie all wires and guide the 4-Pin Plug to connect with the Redline Light Bar. Hardwire the white wire from the Redline Light Bar to the reverse wire of the 7-pin to the 4-pin using a scotch lock. Tuck wires away from heated surfaces and neatly secure them.

HOW TO CONNECT TO YOUR VEHICLE ?

The diagrams are the recommend installation method for the Redline Triple Tailgate Light Bar. Please confirm the year model and make of your vehicle before installing. Feel free to contact us using the link below for product inquiries or installation support.

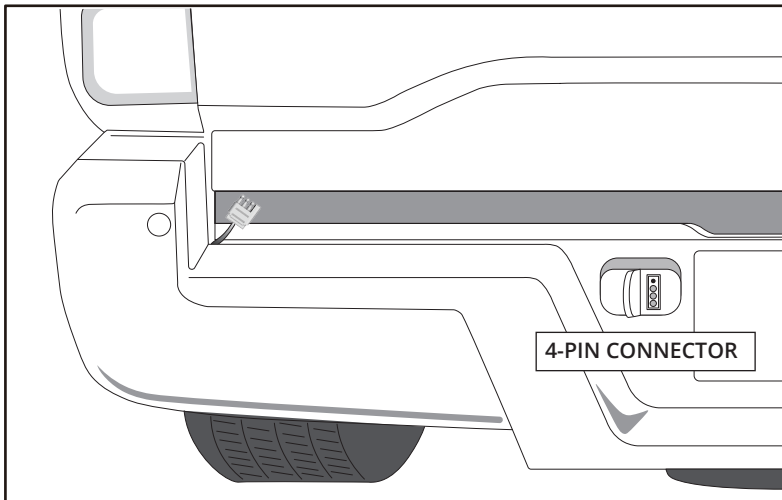
OPT7 Support Team: //

<https://www.opt-7.com/pages/customer-support>

OPT7 Redline Tailgate Light Bar: //

<https://www.opt-7.com/collections/truck-redline-tailgate-led-light-bars>

OPTIONAL APPLICATION



4 PIN PLUG AND PLAY

Provides an additional option for vehicles, the flat 4 Pin trailer wiring is commonly used on various trailers, offering versatile towing options for your vehicle, including turn signals.

VEHICLE FIT PLUG AND PLAY 100%

2005-2014 Ford F150
2005-2014 Chevrolet Silverado
2005-2014 GMC Sierra
2005-2014 Ram 1500
2005-2014 Nissan Frontier
2005-2021 Toyota Tundra
2005-2023 Toyota Tacoma
2005-2023 Chevrolet Colorado

DISCLAIMER

OPT7 Lighting is not liable for damages, injuries, or death while installing this product. The Installation Guide is intended as assistance to reduce setup time. OPT7 Lighting assumes no responsibility for improper installation. If you are unfamiliar with your vehicle or inexperienced with aftermarket upgrades, please seek professional assistance.